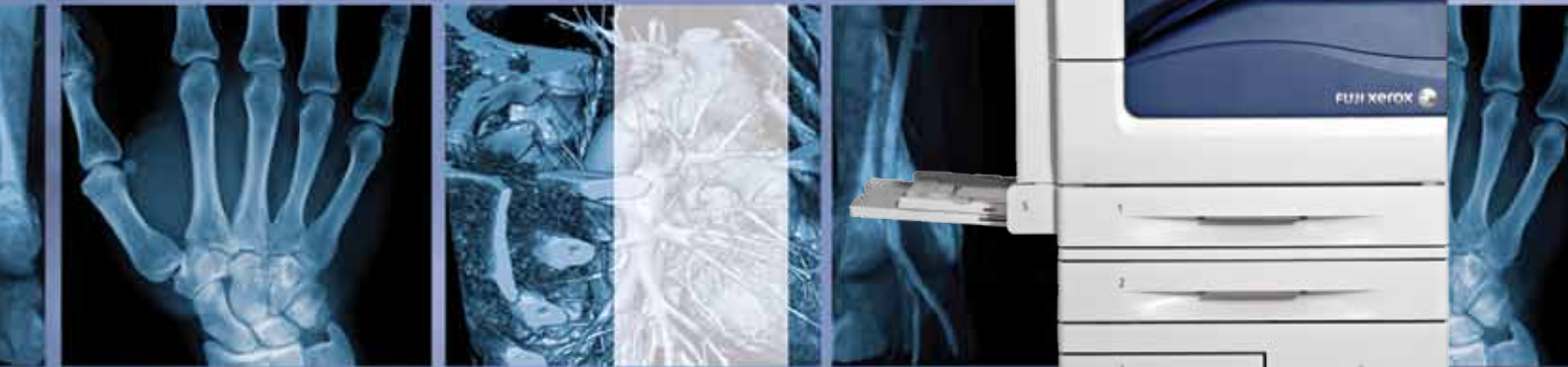



aycan

FUJI xerox 

Fuji Xerox and aycan xray-print

A partnership in technology and innovation



A logical way to share radiological images, reduce costs and it's environmentally safe

Fuji Xerox's commitment to meeting and exceeding customers' document-related challenges has never been more evident. Working closely with our business partners, we tailor technological advances and innovation.

With Fuji Xerox and aycan xray-print technology, it is now possible to produce radiological images on plain paper at near film quality, providing a low cost solution for sharing images with referral physicians¹.

¹ This solution is intended for use by referral physicians. Fuji Xerox Australia does not represent that it is suitable for diagnostic purposes. Print quality will vary between devices.

A better way to share images and an easy way to save money

aycan is a leading provider of plain paper imaging solutions for radiology. aycan xray-print enables certified Fuji Xerox devices to print radiological and other medical images on plain paper at near film quality. It fits seamlessly into both traditional and PACS (Picture Archiving and Communications System) workflows to provide a low cost solution for sharing images with referral physicians.

PACS has changed the way you work

PACS allows you to diagnose on-screen and easily archive digital images from different modalities on a single system. However, digital imaging isn't a total answer because it ignores a critical link in your work process: the people - physicians and patients - who rely on your work.

The simple fact

Referral physicians want physical images in their hands. They don't want to search databases, worry about infrastructure, deal with CDs/DVDs or have their office bandwidth choked by huge image files. To fully comprehend your reports and explain them to patients, physicians also want high quality images they can review and share easily.

Ideally, it should be easy to incorporate these images directly into patient records.

The solution

Fuji Xerox and aycan xray-print. This powerful partnership in technology provides:

- High resolution printing of x-ray images for less than 10c²
- Optimised quality and speed for handling medical images
- The ability to quickly and easily share very high quality images
- Connection to almost all imaging modalities and workstations
- Customisation for each modality
- Smooth integration with existing networks
- Improved communications with referral physicians and patients

² This figure excludes the cost of acquiring the technology (i.e. hardware and software) and any throughput materials.

A superior and easier way to share images and save money

Extraordinary savings

From start to finish - purchasing to processing, handling, mailing and archiving - working with film is expensive. Paper is extremely cost effective. By substituting paper for film you can:

- Share images with minimal expense
- Reduce film costs by up to 90 %
- Eliminate the need for special handling, storage and distribution of film x-rays
- Easily integrate images into patient records for archiving and future reference
- Reduce expensive overheads such as light boxes and complex infrastructure
- Reduce labour costs associated with tracking, filing and transporting film
- Keep your valuable film originals safe and secure

Simple and direct communications

Paper prints are the most efficient and effective way to share images while simplifying and streamlining work processes. Using these, referral physicians can quickly and easily review your diagnosis and comprehend it more completely.

In addition, paper prints can be:

- Annotated for clarification
- Shared with patients
- Consulted during surgery
- Enlarged accordingly

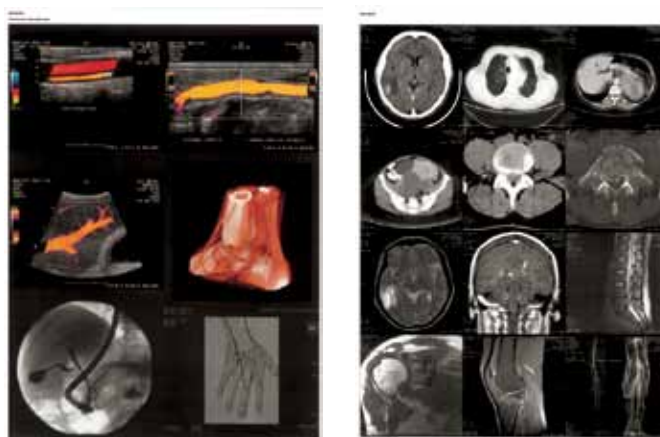
Optimised integration

aycan xray-print integrates with hospital databases using the DICOM 3.0 standard. Images can be received from any modality and then printed via DICOM Print Service on an aycan certified Fuji Xerox device.

The aycan xray-print software includes DICOM Presentation Look-Up Tables (PLUT), which enables you to set defaults and adjust image quality output settings (grey, brightness, scale, contrast etc) for each modality.


Printing in colour and monochrome on paper sizes of up to SRA3³, the system is optimised for quality and print speed for handling medical images.

³ Paper handling will vary between devices.



Environmentally friendly

By reducing the need for chemical-based film processing and equipment, aycan xray-print has a positive impact on the environmental aspects of your daily operations. In addition to this, Fuji Xerox devices have been designed to minimise wastage during manufacturing and use, and maximise energy efficiency.



Specifications of aycan x-ray print

Connectivity & Integration

- DICOM 3.0 basic Grayscale / Colour print Service Class Provider (SCP)
- DICOM 3.0 presentation LUT SCP
- DICOM 3.0 Grayscale standard display function (optional)
- TCP / IP

Features

- Connect with almost all imaging modalities (CT, MRI, CR, DR, US, PET, NM, XA) or workstations
- Free format selection
- Control like a laser camera
- Calibration
- Several sources configurable

Multifunction Device Specifications

- Compatible with aycan certified multifunction devices only

FDA certified: FDA classification

- The aycan xray-print solution is certified as a medical image communication device (class 1 Exempt, Sec. 892.2020)

Environmentally Safe

- By reducing the need for chemical-based film processing and equipment, aycan xray-print has a positive impact on the environmental aspects of your daily operations

Current certified Fuji Xerox device is the DocuCentre-IV C2270

For additional information about aycan xray-print please refer to the websites www.fujixerox.com.au and www.dicom-paper-print.com

Customer Expectation Document (CED)

For detailed product specifications, optimum performance parameters and service clearances please refer to the Customer Expectation Document.

13 14 12

www.fujixerox.com.au

Fuji Xerox Australia Pty Ltd. ABN 63 000 341 819.
101 Waterloo Rd, Macquarie Park NSW 2113.
Phone (02) 9856 5000 Fax (02) 9856 5003

Xerox and the sphere of connectivity design are registered trademarks of Xerox Corporation in the U.S. and/or other countries. Other trademarks are the property of their respective owners. Whilst the information is correct at the time of printing, Fuji Xerox Australia Pty Ltd reserves the right to change the specifications or withdraw supply of the software described herein without notice. Quality Endorsed Company ISO 9001:2000. QEC1950/01 SAI Global, Certified Environmental Management ISO 14001:2004. C10094 SAI Global.

Printed in Australia, November 2010.



Protecting the environment is a fundamental component of our company's commitment to corporate citizenship. At Fuji Xerox Australia, we supply products that have been designed with both our customers and the environment in mind. As a world leader in the development of parts and components Remanufacturing Programs, we have made Eco-Manufacturing an integral part of our business.

All our sites have achieved ISO 14001:2004 Environmental Management System Certification, as a demonstration of our commitment to protecting the environment.